




DIGESTIVE SUPPORT




- With prebiotic 2'-FL: studies show that 2'-FL helps support the growth of beneficial bacteria*[^]
- Designed for everyday and acute gastrointestinal (GI) needs
- Supports a healthy gut microbiome
- May help support the immune system
- Contains Collinsonia Root, which has been historically used to support normal elimination and digestive health*

[^] To date, shown in multiple animal studies, infants, and one adult human study.

Formulated to support the growth of beneficial bacteria as well as provide elimination support.*

GI Stability contains a prebiotic that provides the effect that feeds the beneficial bacteria while helping support a healthy gut microbiome.*



How it Works: GI Stability contains 2'-FL, a unique prebiotic HMO (Human Milk Oligosaccharides), that resists digestion and moves directly to the lower GI tract where it becomes effective in feeding selective bacteria.¹ Studies show that HMOs have a unique structure that is preferred by beneficial microbes who use them to grow.^{2,3}

Why HMOs are important: HMOs are naturally found in human milk and are linked to long-term development, immune protection, and microbial population cultivation.^{2,4} GI Stability is a great source for targeted prebiotic action that contributes to a healthy microbiome, and may provide immune system support.*

Supporting good bacteria is critical to help the GI maintain microbiome balance and overall well being.⁵

Healthy microbiome helps with:⁶

- Immune defense
- Supporting elimination
- Metabolism
- Vitamin biosynthesis
- Modification of phytochemicals
- Influencing wholebody health

External factors capable of adversely modifying the microbiome and interfering with ideal function include:⁷⁻¹⁴

- Antibiotic use
- Gastrointestinal stress
- Prolonged prescription drug use
- Moving to a new country
- Dietary changes
- Short-term travel
- Environmental toxins

Supplement Facts

Serving Size: 2 Wafers
Servings per Container: 45

	Amount per Serving	%Daily Value
Calories	10	
Total Carbohydrate	2 g	<1%*
2-Fucosyllactose	1666 mg	†
Collinsonia (root)	200 mg	†
Proprietary Blend Organic beet (root) and okra (fruit).	440 mg	†

*Percent Daily Values are based on a 2,000 calorie diet.
†Daily Value not established.

Other Ingredients: Organic rice (hull) concentrate and calcium stearate..

Please consult the actual product label for the most accurate product information

Acute Use: Three servings per day. For short-term use to modify the microbiome.
Long-Term Use: Single serving per day as a daily prebiotic.

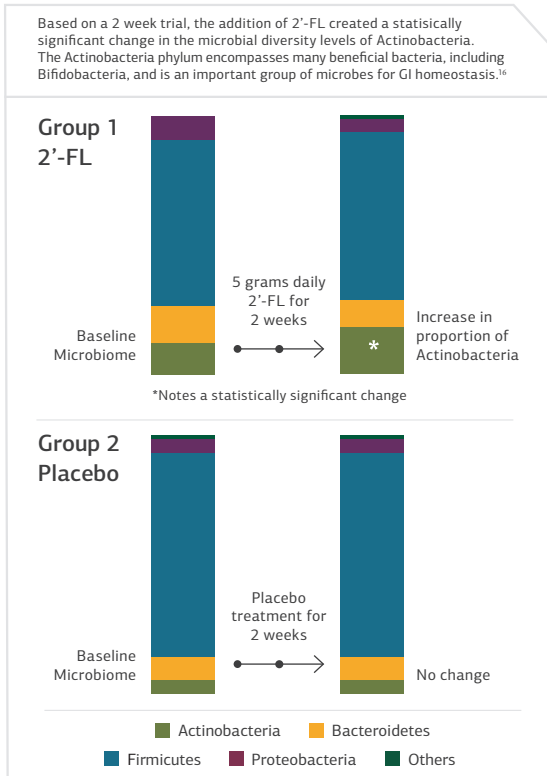
NOTES

DOSAGE AM

PM

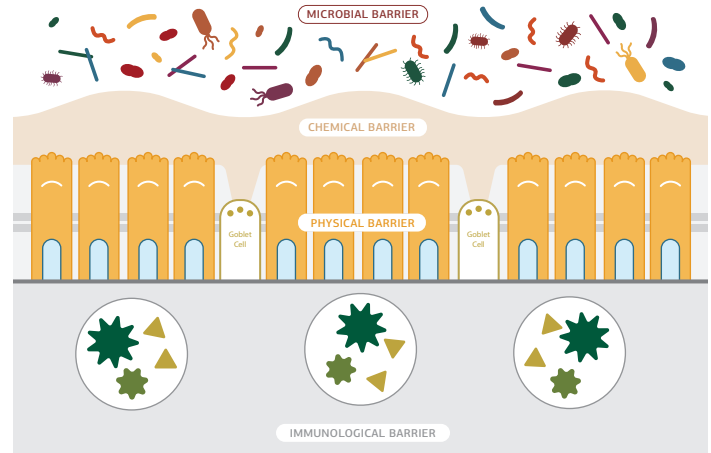
*These statements have not been evaluated by the Food and Drug Administration. These products are not intended to diagnose, treat, cure, or prevent any disease.

FIGURE 1. Microbial Phylum Diversity¹⁵



A 2 week intervention with 5 grams of 2'-FL daily modifies the microbiome.¹⁵ Three servings of GI Stability daily delivers 5 grams of 2'-FL.

FIGURE 2. The GI Tract: The Body's Largest Immune Organ



Microbial inhabitants make up one of the GI's protective layers.¹⁷ The GI is the body's largest immune organ, and sustaining GI integrity with selective prebiotics helps influence the development of immune cells to provide support against acute and chronic GI stress.¹⁷⁻²⁰

REFERENCES

- Gibson, G.R., et al., Expert consensus document: The International Scientific Association for Probiotics and Prebiotics (ISAPP) consensus statement on the definition and scope of prebiotics. *Nat Rev Gastroenterol Hepatol*, 2017. 14(8): p. 491-502.
- Marcobal, A., et al., Consumption of human milk oligosaccharides by gut-related microbes. *J Agric Food Chem*, 2010. 58(9): p. 5334-40.
- Yu, Z.-T., C. Chen, and D.S. Newburg, Utilization of major fucosylated and sialylated human milk oligosaccharides by isolated human gut microbes. *Glycobiology*, 2013. 23(11): p. 1281-1292.
- Bode, L., Human milk oligosaccharides: Every baby needs a sugar mama. *Glycobiology*, 2012. 22(9): p. 1147-1162.
- Petersen, C., & Round, J. L. (2014). Defining dysbiosis and its influence on host immunity and disease. *Cellular microbiology*, 16(7), 1024-1053. <https://doi.org/10.1111/cmi.12308>
- Ciorba, M.A., A Gastroenterologist's Guide to Probiotics. *Clinical Gastroenterology and Hepatology*, 2012. 10(9): p. 960-968
- Vangay, P., et al., US Immigration Westernizes the Human Gut Microbiome. *Cell*, 2018. 175(4): p. 962-972.e10.
- Jackson, M.A., et al., Gut microbiota associations with common diseases and prescription medications in a population-based cohort. *Nature communications*, 2018. 9(1): p. 2655-2655.
- Kim, S., A. Covington, and E.G. Pamer, The intestinal microbiota: Antibiotics, colonization resistance, and enteric pathogens. *Immunological reviews*, 2017. 279(1): p. 90-105.
- Francino, M., Antibiotics and the human gut microbiome: dysbioses and accumulation of resistances. *Frontiers in microbiology*, 2016. 6: p. 1543.
- Graf, D., et al., Contribution of diet to the composition of the human gut microbiota. *Microbial ecology in health and disease*, 2015. 26(1): p. 26164.
- Rasko, D.A., Changes in microbiome during and after travellers' diarrhea: what we know and what we do not. *Journal of travel medicine*, 2017. 24(suppl_1): p. S52-S56.
- Youmans, B.P., et al., Characterization of the human gut microbiome during travelers' diarrhea. *Gut Microbes*, 2015. 6(2): p. 110-119.
- Rosenfeld, C.S. *Frontiers in cellular and infection microbiology*, 2017. 7: p. 396.
- Elison, E., et al., Oral supplementation of healthy adults with 2'-O-fucosylactose and lacto-N-neotetraose is well tolerated and shifts the intestinal microbiota. *Br J Nutr*, 2016. 116(8): p. 1356-1368.
- Binda, C., Lopetuso, L., Rizzatti, G., Gibilino, G., Cennamo, V., & Gasbarrini, A. (2018). Actinobacteria: A relevant minority for the maintenance of gut homeostasis. *Digestive and Liver Disease*, 50(5), 421-428. OR Ruan, W., et al., Healthy Human Gastrointestinal Microbiome: Composition and Function After a Decade of Exploration. *Digestive Diseases and Sciences*, 2020, p. 1-11.
- Leech, B., J. Schloss, and A. Steel, Association between increased intestinal permeability and disease: A systematic review. *Advances in Integrative Medicine*, 2019. 6(1): p. 23-34.
- Kim, D., M.Y. Zeng, and G. Núñez, The interplay between host immune cells and gut microbiota in chronic inflammatory diseases. *Experimental & Molecular Medicine*, 2017. 49(5): p. e339-e339.
- Figuerola-Lozano, S., and P. de Vos, Relationship Between Oligosaccharides and Glycoconjugates Content in Human Milk and the Development of the Gut Barrier. *Comprehensive Reviews in Food Science and Food Safety*, 2019. 18(1): p. 121-139.
- Grabinger, T., et al., Alleviation of intestinal inflammation by oral supplementation with 2-fucosyllactose in mice. *Frontiers in Microbiology*, 2019. 10: p. 1585.

More than

80%

of the raw plant ingredients used in our products are grown on our organic and sustainable farm

Freshly picked crops are often processed within a day to maintain vital nutrients

We harvest more than

6.5M

pounds of ingredients on our certified organic and sustainable farm

Healthy Soil. Healthy Plants. Healthy Lives.

Standard Process is a family-owned company dedicated to making high-quality and nutrient-dense therapeutic supplements for three generations.

We apply a holistic approach to how we farm, manufacture and protect the quality of our products. This comprehensive strategy ensures that our clinical solutions deliver complex nutrients as nature intended. It's how we define the whole food health advantage.